



# Welcome to Beaconside Primary & Nursery School

EYFS Parent Information Session







# Beaconside

## Academic Development



## Personal and Emotional Development





# Who's who?

## **Reception Team**

Mrs K Coleby – Class Teacher/EYFS Leader

Miss K Richards – Teaching Assistant

Mrs T Taylor - Teaching Assistant

Mrs L Jones – EYFS Cover Teacher

## **Leadership Team**

Mrs L Hadley – Headteacher

Mr D Stone – Deputy Headteacher/SENCo

## **Office Team**

Mrs A Bennett – Office Manager

Mrs E Nolan – Office Administrator

Mrs Burrows- Finance Manager





# School Information

- [Prospectus](#)
- [Website](#)
- [Website – EYFS Transition](#)



# Communication

- Emails – Scholar Pack
  - keep inbox relatively empty
  - check spam folder
- App messages - download scholar pack app
  - new phone = new link-up code
- Money – School Money app
- Sign-up/Consent – google forms
- Keep information up to date (email, phone, addresses)
- Let us know if you are not receiving emails/messages



# Our School Day

## School Times (Reception – Year 6)

**Morning** 8.50 am - 12.00 pm

**Lunch** 12.00 pm – 1.00 pm

**Afternoon** 1.00 pm - 3.20 pm

- The school gates and doors open at 8.40 am and we ask that all children are prompt to ensure a smooth start to their school day – late marks are awarded for those children who arrive after 8.50am (9.00am Nursery).
- Children enter onto the Foundation Stage playground; Nursery and Reception children enter through their own designated door.
- Please do not use the playground for parking.
- Please park considerately and safely.
- Allow plenty of time as the roads are congested.





# Attendance

## **Illness**

We are required by law to keep detailed absence records. Therefore, if your child is absent from school please telephone or contact the school on the first day of absence, followed up with a letter confirming the date and reason for absence when the child returns to school.

## **Other absence**

In September 2013, the Department for Education changed their regulations. Amendments to their regulations removed references to family holiday and extended leave as well as the statutory threshold of ten school days. The amendments make clear that head teachers may not grant any leave of absence during term time unless there are exceptional circumstances.

## **What this means?**

As a school we will not grant holiday requests and therefore we will no longer be issuing holiday forms. If your child is taken out of school for a 'holiday' during term time then we must record this as unauthorised absence.







# Attendance Matters

IF YOUR CHILD'S ATTENDANCE DURING THE SCHOOL YEAR...	YOUR CHILD WOULD HAVE LOST APPROXIMATELY...	OR THEY WOULD HAVE MISSED APPROXIMATELY...
WAS 95%	9 DAYS FROM SCHOOL	50 LESSONS
WAS 90%	19 DAYS FROM SCHOOL	100 LESSONS
WAS 85%	29 DAYS FROM SCHOOL	150 LESSONS
WAS 80%	38 DAYS FROM SCHOOL	200 LESSONS
WAS 75%	48 DAYS FROM SCHOOL	250 LESSONS



PLEASE ENCOURAGE PUNCTUALITY TO MAINTAIN SCHOOL ATTENDANCE



## MAKE SURE YOUR CHILD DOESN'T MISS OUT





# School Lunch

We offer facilities at school for children to bring their own packed lunch and drink in unbreakable containers or to select a hot school meal (R –Yr 6 only).

Our hot meal service is provided by an external catering company (Shire Services) and a choice of different hot meals is provided each day, including a vegetarian option. You can choose to order a hot meal for a whole week or select individual days.

**Please ensure that you are aware of the menu and your child's likes and dislikes to avoid wastage and ensure that your child eats.**

All children in Reception, Year 1 and Year 2 will be provided with a hot school meal. This means that your child can enjoy a hot school meal every day with no cost to yourself.

Children are discouraged from eating chocolate or drinking fizzy drinks during lunchtimes. As we are a Healthy School, we encourage fruit or vegetables. We ask that products containing nuts are avoided in the event of nut allergies.





# Uniform

## School Uniform

- navy jumper, sweatshirt or cardigan (school logo optional).
- grey skirt or trousers (grey shorts can be worn in warmer months)
- Years 3-6 white blouse with school tie
- Years R, 1 & 2 white polo shirt
- blue & white check dress (in warmer months)
- appropriate black school shoes
- wellies

## PE Kit – to be worn on PE day

- white round neck t-shirt (school logo optional)
- navy sweatshirt (school logo optional)
- navy blue shorts, jogging bottoms or leggings
- trainers (velcro)

**We also request that jewellery is restricted to a watch and stud earrings and no nail polish/make-up is worn. No smart watches to be worn.**





# Free School Meals/Pupil Premium

## Who can apply for free school meals?

Free School Meals can only be awarded if you or your partner are claiming either:

- Universal Credit provided they have an annual net earned income not exceeding £7,400 (616.67 per month)
- Income Support
- Income-based Jobseeker's Allowance
- Income-related Employment and Support Allowance
- Support under Part 6 of the Immigration and Asylum Act 1999
- The guarantee element of Pension Credit
- Child Tax Credit, provided they are not also entitled to Working Tax Credit and have an annual gross income of no more than £16,190, as assessed by HMRC
- Working Tax Credit run-on-paid for 4 weeks after you stop qualifying for Working Tax

## How do I apply for free school meals?

Click on the link below to complete a quick and easy on-line application form. <https://www.worcestershire.gov.uk/schools-education-and-learning/free-school-meals>



# Forest School

- We are fortunate to have our own forest school within the school grounds. The children in Reception will visit forest school all year round.
- Please ensure that on the allocated forest school day, your child is sent to school with appropriate warm clothing and include two pairs of socks to wear with wellingtons. We will provide the waterproof trousers.
- Please send a carrier bag for children to put their clothing in.
- We are fortunate to have our own forest school within the school grounds. The children in Reception will visit forest school all year round.
- Please ensure that on the allocated forest school day, your child is sent to school with appropriate warm clothing and include two pairs of socks to wear with wellingtons. We will provide the waterproof trousers.
- Please send a carrier bag for children to put their clothing in.





# St Oswald's

- A holiday, before and after school club run by an external company.
- Booking forms will be available from the office or school website.





# Important Days and Routines

Monday	Tuesday	Wednesday	Thursday	Friday
		PE (Reception)	Celebration Assembly (Reception)	Story Assembly (EYFS)
		Forest School (Reception)		Annual Class Assembly (Reception)

Term Dates – prospectus/website  
Dates for the Diary – emailed out & website in September  
Calendar - website



# How you can get involved?

## Your child...

- attend parents' evenings
  - (on-line booking system)
- attend events/celebrations of work
  - assemblies
  - Christmas performances
  - workshops
- read newsletters
- check emails regularly
- download school apps

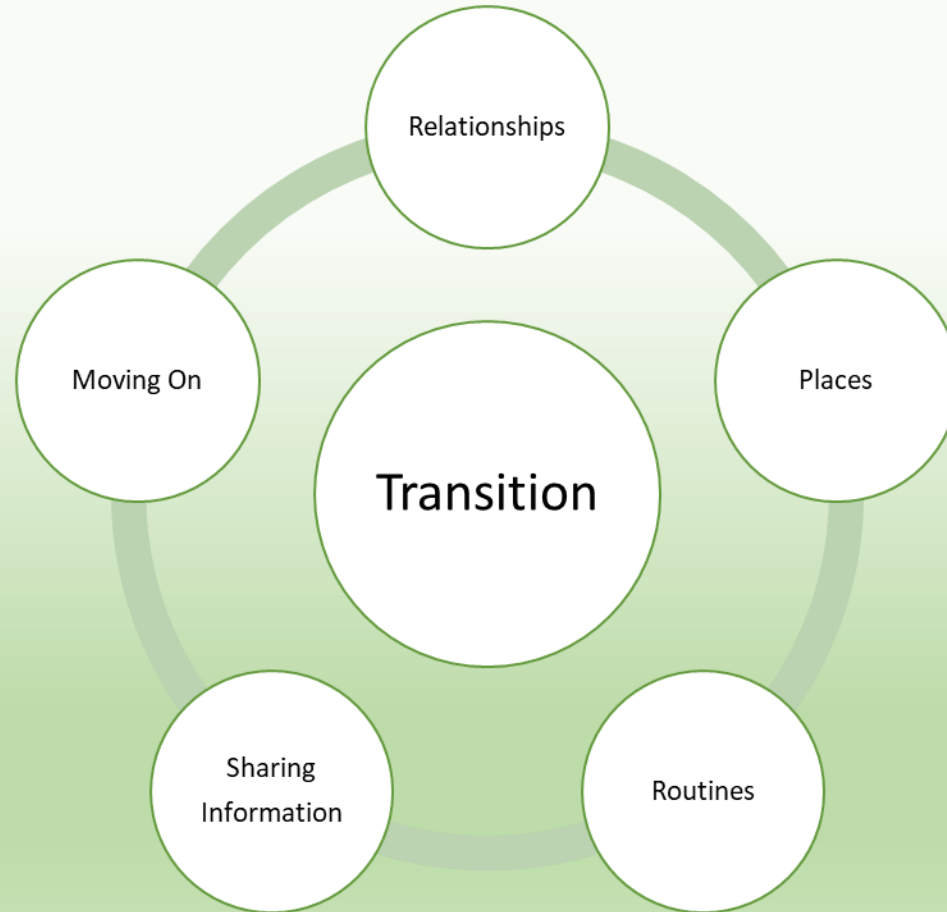
## Wider school...

- support fundraising events
- become a parent governor
- become a parent volunteer
  - reading
  - gardening





# Transition – Five Key Areas





# Moving On

Activity/Task	Date
<b>Saying Hello</b> Transition Sessions x 2 (45 mins) Parents encouraged to leave pupils and wait in school hall – refreshments will be served.  Storytime and snack session  Picnic – parents and children	30th June 9.30am – 10.15am 7th July 9.30am – 10.15am  14th July 9.15am – 9.45am  15th July 12.15pm – 1.00pm
<b>Saying Goodbye</b> Existing Nursery pupils will take part in the annual graduation ceremony, which will be recorded for parents to view.	Wednesday 9th July – 9.00am



# Sharing Information

Activity/Task	Date
<b>Teacher – Teacher</b> <ul style="list-style-type: none"> <li>Transition meetings will take place where information will be shared between the existing and new teacher or between school and the current Nursery setting.</li> </ul>	Completed by end of term.
<b>SENCo – Teacher</b> <ul style="list-style-type: none"> <li>SEN Meetings will take place between Mr Stone (Deputy Head/SENCo), Mrs Coleby and Nursery settings to discuss any special educational needs in detail.</li> <li>Please inform us tonight if your child has any additional needs.</li> </ul>	Completed by end of term.
<b>Home-School</b> <ul style="list-style-type: none"> <li>Parents' Information Session.</li> <li>Mr Stone (Deputy Head/SENCo) will make contact, via phone, with parents of pupils on the SEN register discuss other transition arrangements.</li> <li>Parent workshops during the autumn term.</li> </ul>	18 <sup>th</sup> June Various  Various



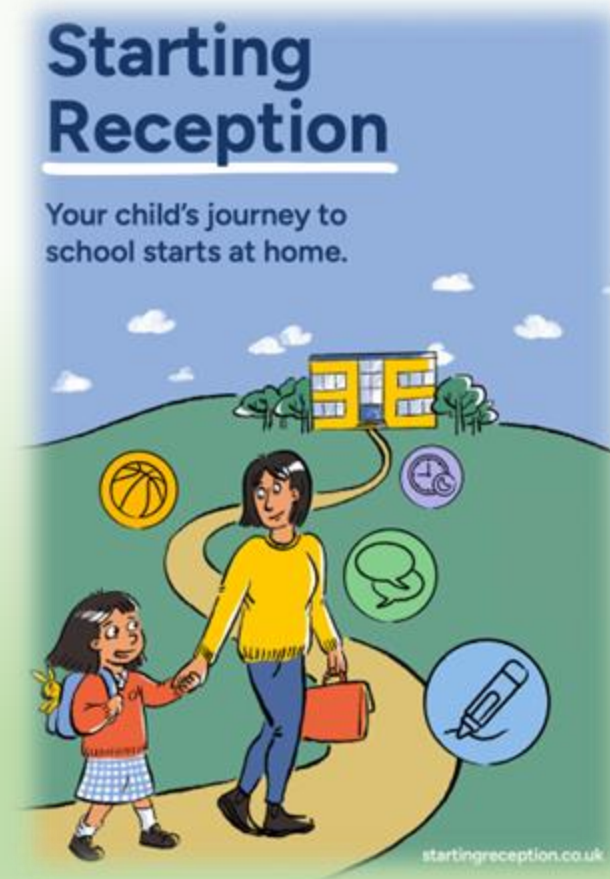
# Relationships/Places/Routines

Activity/Task	Date
<ul style="list-style-type: none"><li>• Information will be shared at parent information meeting and uploaded to the school website.</li><li>• Prospectus emailed to parents and a link is available on the website.</li><li>• Transition visits.</li></ul>	<ul style="list-style-type: none"><li>• 18<sup>th</sup> June</li><li>• Done</li><li>• See previous slide</li></ul>
<ul style="list-style-type: none"><li>• Start school</li></ul>	<ul style="list-style-type: none"><li>• Wednesday 3<sup>rd</sup> September</li></ul>



# How can you help?

- Equipment – dos and don'ts
- School Readiness – what does it mean?





## Growing independence




### *Taking care of themselves*

- ✓ Putting on/taking off their coat and shoes
- ✓ Using the toilet and washing their hands
- ✓ Getting dressed with little help, e.g. after using the toilet or doing PE
- ✓ Using cutlery (e.g. fork and spoon, chopsticks) and drinking from an open cup
- ✓ Spending time away from you, learning they can be looked after by caring adults

### *Play, creativity and curiosity*

- ✓ Taking part in imaginative play (e.g. role play)
- ✓ Drawing, painting, colouring and sticking
- ✓ Sharing story books, looking at pictures and talking about the characters
- ✓ Exploring the world around them (e.g. looking closely at the natural world, playing safely with objects at home)





# Next...

## Tonight

- Speak to Mr Stone RE: SEN (if not done so already)
- Visit EYFS to see the environment and meet the staff
- Complete any admin tasks with Mrs Bennett

## Tomorrow Onwards

- Complete any admin tasks
- Sign up for free school meals if applicable
- Attend transition sessions
- Read through prospectus
- Prepare your child for school life